



COOL TIP

To close Paint, you can press ALT+F and press X or you can press Alt + F4.

CHECK YOUR KNOWLEDGE

Multiple Choice Questions

1. How many tools do you see in the tools group of Paint?
(a) 6 (b) 5 (c) 4
2. What is the color of the drawing area of Paint?
(a) White (b) Black (c) Yellow
3. What effect does pressing Alt + F4 have on Paint program?
(a) Opens new file (b) Saves current file (c) Closes the program



NOW YOU KNOW

- ◆ To start Paint Program
Click on Start → All Programs → Accessories → Paint.
- ◆ Title bar contains three buttons: Minimize, Maximize or Restore and Close buttons.
- ◆ Home tab consists of Images, Tools, Shapes and Colors group.
- ◆ To close Paint program, click Paint button → Exit.




KEY TERMS

- Title bar** displays the name of the current program.
- Menu bar** consists of Paint button, Home tab and View tab.
- Working area** is the drawing area.
- Tools group** consists of different tools which you can use in drawing.
- Shapes group** consists of different shape styles.








EXERCISES

A. Choose the correct option and write in the space provided.

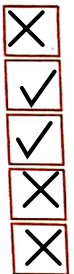
- Title bar displays the name of the program.
(a) Twinkle (b) Title (c) Toggle
- You can draw and color pictures on computer by using the Paint program.
(a) Paint (b) Paste (c) Perk
- Paint program is present in Accessories.
(a) Adobe (b) Start Menu (c) Accessories
-  is an icon of Fill with color.
(a) Fill color (b) Fill with color (c) Color

B. Fill in the blanks.

-  is a Pencil tool.
-  is an Eraser tool.
-  is Text tool.
-  is Magnifier tool.
-  is Fill with color tool.

C. Tick the (✓) correct and cross (X) the wrong ones.

- Title bar contains only two buttons.
- Menu bar contains different tabs.
- To close Paint, you will click on Exit option.
- There are three types of Scroll bars.
- You cannot start the Paint program by using the keyboard.



D. Answer the following Questions.

- Which group is used to use various styles of figures?
- Write the short-cut command to close the Paint program.
- Name the components of the Paint window.
- What does the Title bar display?
- Write the steps to start the Paint program.

E. Arrange the jumbled words.

1. A I N T P

P A I N T

2. O C O L R

C O L O R

3. R U S B H

B R U S H


4. I T L T E

T I T L E

5. E C P N I L

P E N C I L

F. Label the components of a Paint window:



G. Do the following activities as has been shown below:

1. Start Paint
2. Observe the title in the Title bar.
3. Read the names of all the tabs and groups in ribbon.
4. Click the drop-down menus of many items available in the ribbon.
5. Name the various tools in the tools group.
6. Use Scroll bars to scroll.
7. Close Paint.
8. Open and close Paint by using the mouse.
9. Open and close Paint by using the keyboard.



In the Lab

- ◆ Identify the ribbon and various groups and tabs of the paint program.

TEACHER'S NOTES

- ◆ Allow the students to start the Paint Program and also explain the components of the Paint Window.
- ◆ Explain the purpose of the Scroll bars.