

5

# Lines, curves and surfaces

Worksheet 1

Straight lines and curves

- Outline the straight lines using a **blue** colour pencil.  
Outline the curves using a **red** colour pencil.

a

2

b

3

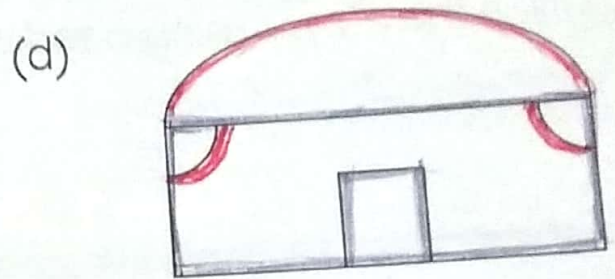


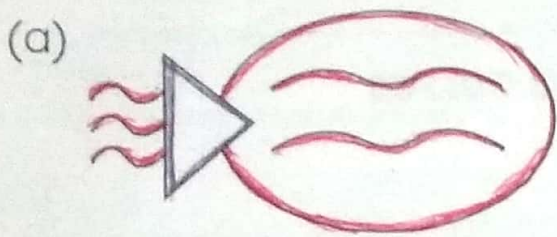
c

9


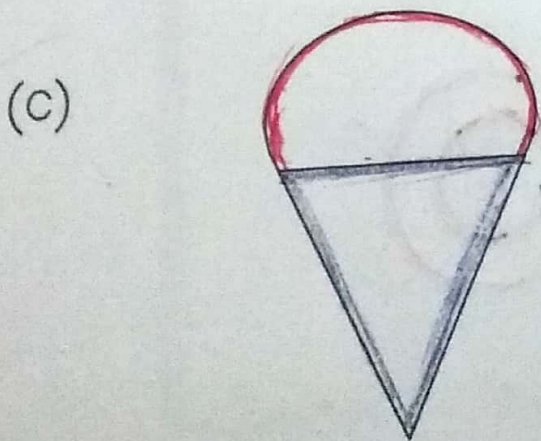
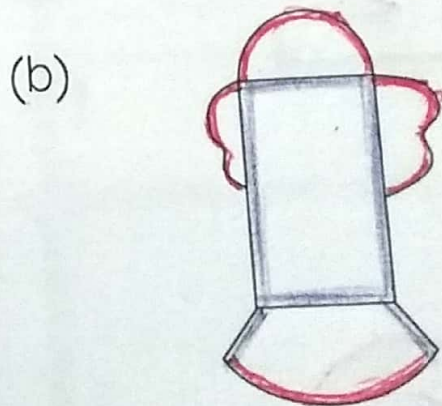
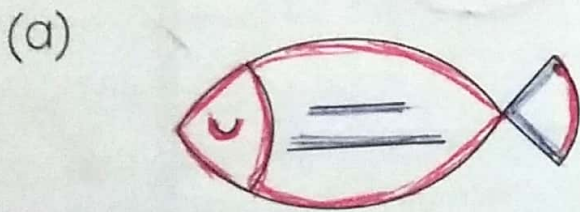
d

5

**2** Outline the straight lines using a **blue** colour pencil.  
Outline the curves using a **red** colour pencil.



**3** Outline the straight lines using a **blue** colour pencil.  
Outline the curves using a **red** colour pencil.



Name: \_\_\_\_\_






Class: \_\_\_\_\_

Date: \_\_\_\_\_

# Worksheet 2

## Flat faces

1 Look at the objects below. Which objects have flat faces?  
Put a tick (✓) in the box.

	Objects	Flat faces
a		<input type="checkbox"/>
b		<input checked="" type="checkbox"/>
c		<input checked="" type="checkbox"/>
d		<input checked="" type="checkbox"/>
e		<input checked="" type="checkbox"/>

