





KEY TERMS

- Paint Tools** is a program to draw and color pictures.
group consists of tools to draw and paint various shapes/ drawings.
- Shapes** group consists of different shape styles.
- Drawing area** is the working area.
- Colors** group consists of various colors to paint your pictures with.







EXERCISES

A. Choose the correct word and write in the space provided.

-  is an icon of ellipse tool.
(a) rectangle (b) ellipse (c) square
- Fill with color tool is used to fill colors in the image.
(a) Fill with color (b) Fill color (c) Draw color
-  tool is used to draw lines.
(a) lines (b) squares (c) circles


B. Fill in the blanks.

Fill with Color **Oval** **Line** **rectangle**

-  is a Rectangle tool.
-  is an Oval tool.
-  is a Line tool.
-  is a Fill with color tool.

C. Tick (✓) the correct and cross (X) the wrong ones.

1. You cannot draw straight lines in paint.

2.  is a line tool.

3. Colors group contains different colors.

4. Eraser tool is used to erase any part of your drawing.

D. Answer the following questions.

1. Complete the missing sequence to start paint.

Click start button → All programs → Accessories → Paint

2. Which tool is used to fill color in drawing?

Fill with color tool

3. Which tool is used to draw squares?

Rectangle tool

E. Arrange the jumbled words.

1. EPNICL

P E N C I L

2. REAESR

E R A S E R

3. LNIE

L I N E

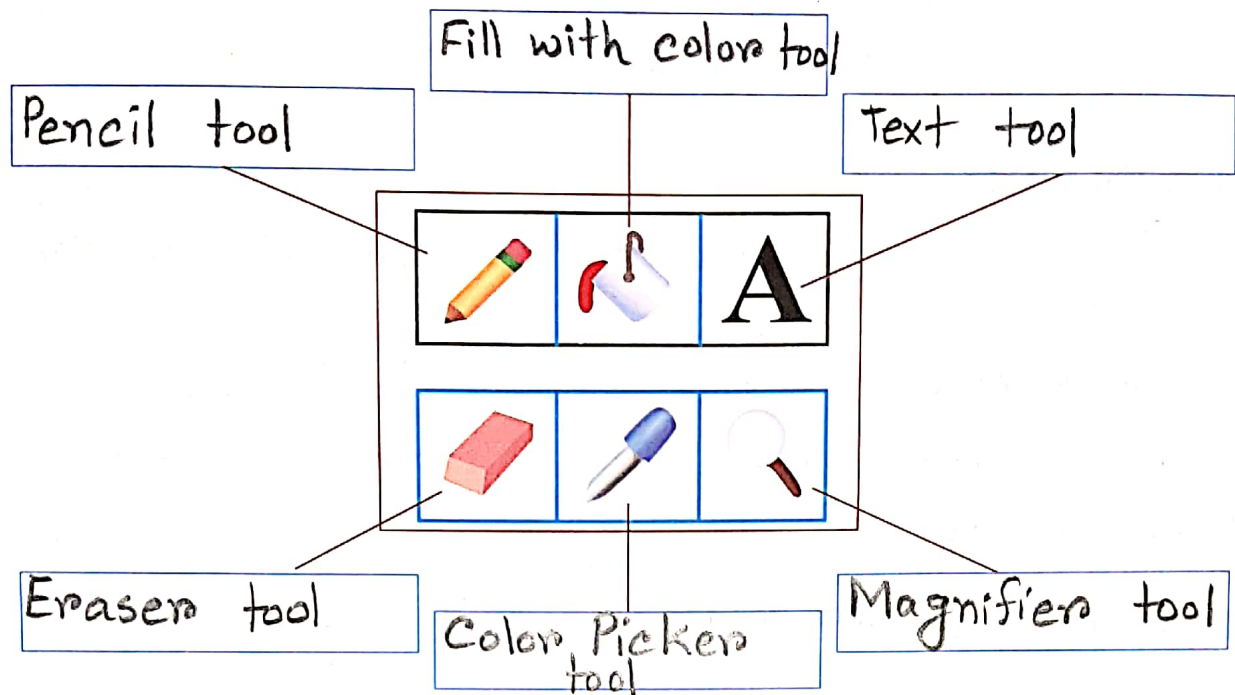
4. EILLPES

E L L I P S E




5. TERCAGNLE

R E C T A N G L E

F. Label the commands of Tools group.



G. Draw and colour the following pictures using Paint on computer.



In the Lab

- ◆ Try to draw an apple, a banana or a mango using Paint application.

TEACHER'S NOTES

- ◆ Explain how to use various tools in the Paint program to the students.
- ◆ Teach the difference between freehand drawing and automatic drawing of shapes by clicking and dragging.