

# What can you see in the night sky?

## Before You Read Lesson 4

Read each sentence. Do you think it is true? Do you think it is not true? Circle the word or words after each sentence that tell what you think.

- 1. Patterns of stars are constellations.    True    Not True
- 2. The Moon has a smooth surface.    True    Not True
- 3. The Moon can be seen in the daytime.    True    Not True

## After You Read Lesson 4

Read each sentence again. Circle the word or words after each sentence that tell what you think now. Did you change any answers? Put an X by each answer that you changed.

- 1. Patterns of stars are constellations.    True    Not True
- 2. The Moon has a smooth surface.    True    Not True
- 3. The Moon can be seen in the daytime.    True    Not True



Home Activity: Together talk about your child's answers. Have your child explain why his or her answers may have changed after reading the lesson.

## Complete the Sentence


Write the word that completes each sentence.

small    Moon    crater    constellation

- 1. The largest thing you can see in the night sky is the Moon.
- 2. Stars in the night sky look small because they are far away.
- 3. A crater is a bowl-shaped hole in the ground.
- 4. A constellation is a group of stars that form a picture.

## Picture Clues

- 5. What do you see? Connect the stars to form a constellation and name it.



Answers will vary. Pictures should show the stars connected into any shape and should be labeled accordingly.

I would name my constellation:

\_\_\_\_\_

Name \_\_\_\_\_

**Think, Read, Learn**

Use with pages 380-381

# Why does the Moon seem to change?

## Before You Read Lesson 5

Read each sentence. Do you think it is true? Do you think it is not true? Circle the word or words after each sentence that tell what you think.

- 1. The Moon orbits Earth. True Not True
- 2. The Moon makes its own light. True Not True
- 3. Phases of the Moon have different shapes. True Not True

## After You Read Lesson 5

Read each sentence again. Circle the word or words after each sentence that tell what you think now. Did you change any answers? Put an X by each answer that you changed.

- 1. The Moon orbits Earth. True Not True
- 2. The Moon makes its own light. True Not True
- 3. Phases of the Moon have different shapes. True Not True



**Home Activity:** Together talk about your child's answers. Have your child explain why his or her answers may have changed after reading the lesson.

© Pearson Education, Inc.

Name \_\_\_\_\_

**Lesson 5 Review**

Use with pages 380-381.

### Complete the Sentence



Write the word that completes each sentence.

four phase light rotates

- 1. The Moon rotates, or turns, as it goes around Earth.
- 2. The Moon does not make its own light.
- 3. It takes about four weeks for the Moon to move around Earth.
- 4. A phase is the shape of the lighted part of the Moon.

### Alike and Different

- 5. How are the Sun and the Moon alike? How are they different?

	
<b>Alike</b>	<b>Different</b>
Possible answers: We can see them in the sky. They are important to Earth.	Possible answers: The Moon has craters. The Sun does not move.

© Pearson Education, Inc.

Name \_\_\_\_\_

Think, Read, Learn

Use with pages 382-383

# What is the solar system?

## Before You Read Lesson 6

Read each sentence. Do you think it is true? Do you think it is not true? Circle the word or words after each sentence that tell what you think.

1. Only planets are in our solar system. True Not True
2. The Sun is the center of our solar system. True Not True
3. There are nine planets in our solar system. True Not True

## After You Read Lesson 6

Read each sentence again. Circle the word or words after each sentence that tell what you think now. Did you change any answers? Put an X by each answer that you changed.

1. Only planets are in our solar system. True Not True
2. The Sun is the center of our solar system. True Not True
3. There are nine planets in our solar system. True Not True

© Pearson Education, Inc.



Home Activity: Together talk about your child's answers. Have your child explain why his or her answers may have changed after reading the lesson.

Workbook

Think, Read, Learn 145

Name \_\_\_\_\_

Lesson 6 Review

Use with pages 382-383

## Complete the Sentence


Write the word phrase that completes each sentence.

planet	Sun	orbit	solar system
--------	-----	-------	--------------

1. Planets orbit around the Sun.
2. The center of our solar system is the Sun.
3. The planets, moons, stars, and Sun make up our solar system.
4. Earth is the third planet from the Sun.

## Important Details

5. Label Earth. Can you label any of the other planets?



The third planet from the left should be labeled Earth. Other planets may be labeled.

145A Lesson Review

Workbook

© Pearson Education, Inc.