

Name _____

How do some animals make sound?

Before You Read Lesson 4

Read each sentence. Do you think it is true? Do you think it is not true? Circle the word or words after each sentence that tell what you think.

1. Cricket sound comes from vibrating wings. True Not True
2. A lobster rubs its antenna along its head for sound. True Not True
3. A rattlesnake sounds like maracas. True Not True

After You Read Lesson 4

Read each sentence again. Circle the word or words after each sentence that tell what you think now. Did you change any answers? Put an X by each answer that you changed.

1. Cricket sound comes from vibrating wings. (True) Not True
2. A lobster rubs its antenna along its head for sound. (True) Not True
3. A rattlesnake sounds like maracas. (True) Not True



Home Activity: Together talk about your child's answers. Have your child explain why his or her answers may have changed after reading the lesson.

Name _____

Complete the Sentence



Write the word or phrase that completes each sentence.

many rattlesnake cricket spiny lobster

1. Animals make sound in many ways.
2. A cricket makes sounds like a guitar by rubbing its wings together.
3. A rattlesnake makes sounds like maracas by shaking the rattle in its tail.
4. A spiny lobster makes sounds like a violin by rubbing its antenna against its head.

Alike and Different

5. How are a rattlesnake and a spiny lobster alike? How are they different?

 	
Alike	Different
Possible answers: They make sounds with their bodies. They are animals.	Possible answers: Rattlesnakes have rattles. Spiny lobsters have antennae.

Name _____

Think, Read, Learn

Use with pages 344-345

What are sounds around you?

Before You Read Lesson 5


Read each sentence. Do you think it is true? Do you think it is not true? Circle the word or words after each sentence that tell what you think.

- 1. Sounds are always around you. True Not True
- 2. Dripping water is a soft sound. True Not True
- 3. A police siren is a soft sound. True Not True

After You Read Lesson 5

Read each sentence again. Circle the word or words after each sentence that tell what you think now. Did you change any answers? Put an X by each answer that you changed.

- 1. Sounds are always around you. (True) Not True
- 2. Dripping water is a soft sound. (True) Not True
- 3. A police siren is a soft sound. True (Not True)

 Home Activity: Together talk about your child's answers. Have your child explain why his or her answers may have changed after reading the lesson.

Name _____

Lesson 5 Review

Use with pages 344-345

Complete the Sentence

Write the word that completes each sentence.

Vibrate Loudness Pitch Sound

- 1. _____ Sound _____ is a kind of energy we can hear.
- 2. _____ Vibrate _____ is air moving back and forth.
- 3. _____ Pitch _____ is how high or low a sound is.
- 4. _____ Loudness _____ is how loud or soft a sound is.

Predict

- 5. Draw four ways you will make sounds today. Include two soft sounds and two loud sounds.

Soft Sounds	Loud Sounds
Answers will vary. Pictures in this column should show ways people make soft sounds, such as whispering or brushing their hair.	Answers will vary. Pictures in this column should show ways people make loud sounds, such as banging drums or blowing horns.